

2026 GROUP GUIDE

The simple solution to clock your team in to comfort.



**GROUP
SOLUTIONS**

**CUSTOM
EMBROIDERY**

**FITS FOR
EVERY BODY**

**DEDICATED
SERVICE**

Wink® NURTÜR

Designed With Purpose
And Equipped To Perform
-Like You.



Maintains colors and shape wash after wash.



It stretches in all the right places.



Moisture wicking fabric keeps you cool and dry.

100% Polyester Poplin
Women's Modern Fit
Men's Modern Fit
Unisex Fit

Wink® BOUNDLESS

Simplicity Meets Versatility,
A Fresh Take On Your
Everyday Go-To's.



No cling. No lint. No pet hair.



Maintains color and shape wash after wash.



It stretches in all the right places.



Moisture wicking fabric keeps you cool and dry.



Responsibly made with recycled materials.

2-Way Stretch Fabric
50% Polyester / 43% RPET / 7% Spandex
Women's Modern Fit
Men's Modern Fit

Wink® W123

Move Confidently In Can't Stop, Won't
Stop Stretch Wicking Comfort.



Maintains colors and shape wash after wash.



Provides maximum four-way stretch.



Moisture wicking fabric keeps you cool and dry.

100% Microfiber Poly 4-Way Stretch
Women's Modern Fit
Women's Classic Fit
Men's Modern Fit
Unisex Fit

Wink® LAYERS

Lightweight Layers
For All Day Comfort.



It's Soft.
Get carried away in comfort.



It's Easy.
Wash, wear & go.



It Moves.
Stretches in all the right places.



It's Breathable.
Lightweight breathability all shift long.

Women's Modern Fit
Men's Modern Fit

Wink® Boundless

50% Polyester /
43% Recycled Polyester /
7% Spandex

Women's							Men's				
6251	6451	NEW STYLE 6751	5151	5251	8151	NEW STYLE 8751	6351	NEW STYLE 6651	5351	8351	NEW STYLE 8651
2-Pocket V-Neck	Classic Tee	V-Neck	Jogger	Bootcut	Warm Up Jacket	Warm Up Jacket	Multi-Pocket V-Neck	Crew Neck	Straight Leg	Warm Up Jacket	Warm Up Jacket
3 Pockets	1 Pockets	2 Pockets	6 Pockets	6 Pockets	2 Pockets	2 Pockets	4 Pockets	3 Pockets	6 Pockets	4 Pockets	2 Pockets
Modern											
2XS-XL 2XL-5XL	2XS-XL 2XL-5XL	2XS-XL 2XL-5XL	R: 2XS-XL, 2XL-5XL P: 2XS-XL, 2XL-3XL T: XS-XL, 2XL-3XL	R: 2XS-XL, 2XL-5XL P: 2XS-XL, 2XL-3XL T: XS-XL, 2XL-3XL	2XS-XL 2XL-5XL	2XS-XL 2XL-5XL	XS-XL 2XL-5XL	XS-XL 2XL-5XL	R: XS-XL, 2XL-5XL S: XS-XL, 2XL-3XL T: S-XL, 2XL-3XL	XS-XL 2XL-5XL	XS-XL 2XL-5XL
Black BLAC											
Navy NAVY											
Pewter PEWT											
Royal ROYA											
Caribbean Blue CARI		N/A					N/A		N/A		N/A
Wine WINE		N/A					N/A		N/A		N/A
Ceil Blue CEIL		N/A					N/A		N/A		N/A
Hunter HUNT	N/A	N/A			N/A	N/A		N/A		N/A	N/A
Red REDT	N/A	N/A			N/A	N/A		N/A		N/A	N/A
White WHIT	N/A	N/A	N/A	WHIT	WHIT	N/A	WHIT	N/A	WHIT	WHIT	N/A
Galaxy Blue GALA		N/A			N/A	N/A		N/A		N/A	N/A
Teal TEAL	N/A	N/A			N/A	N/A		N/A		N/A	N/A
Grape GRAP	N/A	N/A			N/A	N/A		N/A		N/A	N/A
Sage SAGE		N/A			N/A	N/A		N/A		N/A	N/A

Women's

		NEW STYLE		NEW STYLE		NEW STYLE	
6180	6280	6480	5180	5280	5480	7180	8180
V-Neck	Drop Shoulder Tunic	Polo	Straight Leg Cargo	Slim Leg	Straight Leg	Skirt	Overshirt Duster Jacket
3 Pockets	3 Pockets	1 Pocket	7 Pockets	6 Pockets	4 Pockets	5 Pockets	4 Pockets
Modern							
2XS-XL 2XL-5XL	2XS-XL 2XL-5XL	2XS-XL 2XL-5XL	R: 2XS-XL, 2XL-5XL P: XS-XL, 2XL-3XL T: XS-XL, 2XL-3XL	R: 2XS-XL, 2XL-5XL P: XS-XL, 2XL-3XL T: XS-XL, 2XL-3XL	R: 2XS-XL, 2XL-5XL P: XS-XL, 2XL-3XL T: XS-XL, 2XL-3XL	2XS-XL 2XL-5XL	2XS-XL 2XL-5XL
Black BLAC							
Navy NAVY							
Pewter PEWT							
Royal ROYA		N/A			N/A		
Caribbean Blue CARI		N/A			N/A	N/A	N/A
Wine WINE		N/A			N/A	N/A	N/A
Ceil Blue CEIL Ships 7/1	Ships 7/1	N/A	Ships 7/1	Ships 7/1	N/A	N/A	N/A
Hunter HUNT Ships 7/1	Ships 7/1	N/A	Ships 7/1	Ships 7/1	N/A	N/A	N/A
Red REDT Ships 6/1	Ships 6/1	N/A	Ships 6/1	Ships 6/1	N/A	N/A	N/A
White WHIT	WHIT	WHIT	WHIT	WHIT	N/A	N/A	N/A
Galaxy Blue GALA		N/A			N/A	N/A	N/A
Teal TEAL Ships 6/1	Ships 6/1	N/A	Ships 6/1	Ships 6/1	N/A	N/A	N/A
Sage SAGE		N/A			N/A	N/A	N/A
N/A	N/A	N/A	N/A	N/A	Stone STNE	N/A	N/A









Men's

Unisex

		NEW STYLE		NEW STYLE		NEW STYLE		NEW STYLE	
6380	6580	5380	5580	8380	6680	5680	8680	4680	
V-Neck	Polo	Straight Leg Cargo	Straight Leg	Overshirt Duster Jacket	V-Neck	Straight Leg	Jacket	Tie Back Cap	
3 Pockets	2 Pockets	7 Pockets	4 Pockets	4 Pockets	1 Pocket	4 Pockets	2 Pockets	0 Pockets	
Modern					Unisex				
XS-XL 2X-5XL	XS-XL 2XL-5XL	R: XS-XL, 2XL-5XL S: S-XL, 2XL-3XL T: S-XL, 2XL-3XL	R: XS-XL, 2XL-5XL S: S-XL, 2XL-3XL T: S-XL, 2XL-3XL	XS-XL 2XL-5XL	XS-XL 2XL-5XL	R: XS-XL, 2XL-5XL S: S-XL, 2XL-3XL T: S-XL, 2XL-3XL	XS-XL 2XL-5XL	OSFA	
	N/A		N/A						
	N/A		N/A	N/A	N/A	N/A	N/A		
	N/A		N/A	N/A	N/A	N/A	N/A		
Ships 7/1	N/A	Ships 7/1	N/A	N/A	N/A	N/A	N/A		
Ships 7/1	N/A	Ships 7/1	N/A	N/A	N/A	N/A	N/A		
Ships 6/1	N/A	Ships 6/1	N/A	N/A	N/A	N/A	N/A		
WHIT	WHIT	WHIT	N/A	N/A	WHIT	WHIT	WHIT	WHIT	
	N/A		N/A	N/A	N/A	N/A	N/A		
Ships 6/1	N/A	Ships 6/1	N/A	N/A	N/A	N/A	N/A	N/A	
	N/A		N/A	N/A	N/A	N/A	N/A	N/A	
N/A	N/A	N/A		N/A	N/A	N/A	N/A	N/A	

Wink® Work

65% Polyester /
35% Cotton

Women's		Men's		Unisex			
101	501	103	503	100	500	800	400
							
V-Neck	Pull-On Cargo	V-Neck	Cargo	V-Neck	Drawstring Cargo	Snap-Front Jacket	Solid Cap
3 Pockets	4 Pockets	4 Pockets	6 Pockets	2 Pockets	3 Pockets	4 Pockets	0 Pockets
Classic				Unisex			
2XS-XL 2XL-5XL	R: 2XS-XL, 2XL-5XL P: 2XS-XL, 2XL-3XL T: XS-XL, 2XL-3XL	XS-XL 2XL-5XL	R: XS-XL, 2XL-5XL S: XS-XL, 2XL-3XL T: XS-XL, 2XL-3XL	2XS-XL 2XL-5XL	R: 2XS-XL, 2XL-5XL P: 2XS-XL, 2XL-3XL T: XS-XL, 2XL-3XL	2XS-XL 2XL-5XL	One size
Black BLAC							
Navy NAVY							
Pewter PEWT							
Royal ROYA							
N/A	N/A	N/A	N/A	N/A	N/A	N/A	Caribbean Blue CARI
N/A	N/A	N/A	N/A	N/A	N/A	N/A	Wine WINE
N/A	N/A	N/A	N/A	N/A	N/A	N/A	Ceil Blue CEIL
N/A	N/A	N/A	N/A	N/A	N/A	N/A	Hunter HUNT
N/A	N/A	N/A	N/A	N/A	N/A	N/A	White WHIT
N/A	N/A	N/A	N/A	N/A	N/A	N/A	Teal TEAL






Wink® Layers

2169: 100% Polyester French Terry
2189, 2390: 62% Recycled Polyester / 33% Rayon / 5% spandex
2239: 88% Recycled Polyester / 12% Spandex
8509, 8609: 94% Polyester / 6% Spandex

Women's			Men's		
NEW STYLE		NEW STYLE		NEW STYLE	
2169	2189	2239	8509	2390	8609
					
Sweatshirt Crew Neck	Long Sleeve	Long Sleeve Quarter Zip	Soft Shell Jacket	Long Sleeve Crew Neck	Soft Shell Jacket
1 Pocket	0 Pockets	1 Pocket	4 Pockets	0 Pockets	4 Pockets
Modern					
XS-XL 2XL-3XL	XS-XL 2XL-3XL	XS-XL 2XL-3XL	XS-XL 2XL-3XL	XS-XL 2XL-3XL	XS-XL 2XL-3XL
Black BLAC					
Navy NAVY					
N/A	Pewter PEWT				
N/A	Royal ROYA		N/A	N/A	N/A
N/A	White WHIT	N/A	N/A	WHIT	N/A
Birch BIRC	N/A	N/A	N/A	N/A	N/A
Grey Heather GRHT	N/A		N/A	N/A	N/A

Lab Coats

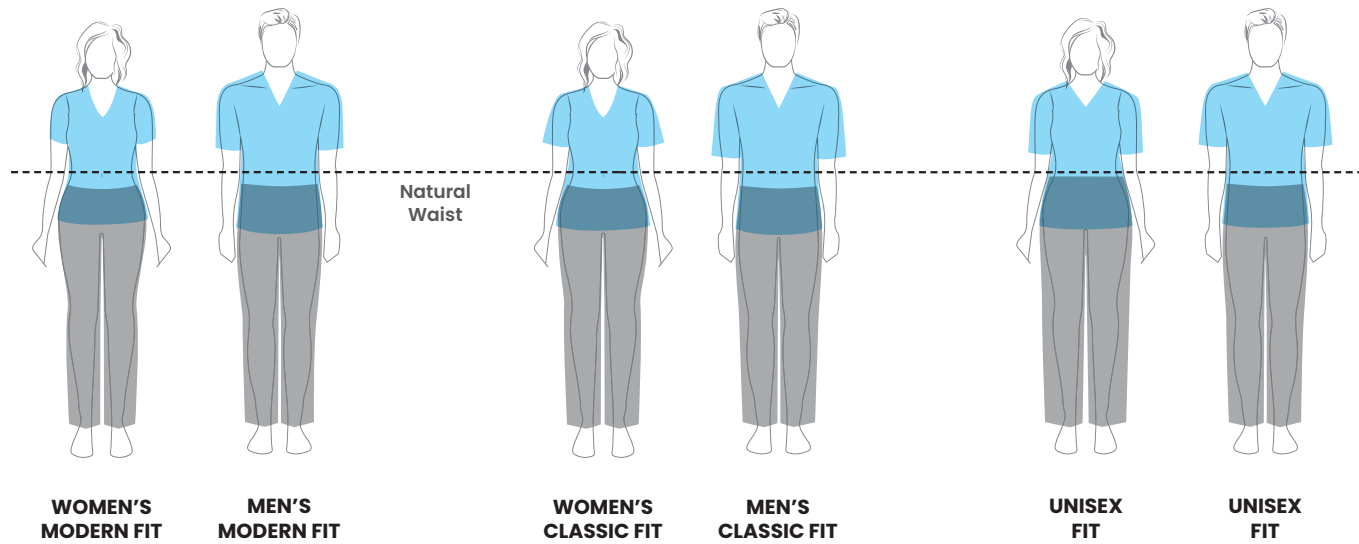
65% Polyester /
35% Cotton

Women's		Men's		Unisex
7202	7402	7102	7302	7602
				
Consultation Coat 29 1/2"	Long Lab Coat 38"	Consultation Coat 31 1/2"	Long Lab Coat 42"	Iconic Lab Coat 33 1/2"
4 Pockets	4 Pockets	4 Pockets	4 Pockets	9 Pockets
Classic				Unisex
2XS-XL 2XL-5XL	2XS-XL 2XL-5XL	XS-XL 2XL-5XL	XS-XL 2XL-5XL	2XS-XL 2XL-5XL
White WHT				

The Wink Fit Difference: Expect Comfort



Each Wink garment is designed to fit comfortably, eliminating the distraction and frustration of tugging, pulling and constant adjustment. Many of our collections include sizes up to 5XL, and some include a unique 1X style. We're proud to offer flattering, effortless-to-wear garments in a wide range of shapes and sizes.



MODERN FIT:

Wink's modern fit skims the body for a fit that's not too tight and not too loose.

CLASSIC FIT:

Classic fit is comfortable and stylish. A relaxed fit allows for ease of movement.

UNISEX FIT:

Unisex fit is relaxed and roomy to accommodate a wide variety of shapes.

Women's Size Chart	XXS	XS	S	M	L	XL	1X*	2XL	3XL	4XL	5XL
Ready-to-Wear	0	2	4-6	8-10	12-14	16-18	17-18	20-22	24-26	28-30	32-34
Bust (inch)	31-32	33-34	35-36	37-39	40-43	44-47	46-47	48-51	52-55	56-59	60-64
Waist (inch)	23-24	25-26	27-28	29-31	32-35	36-39	38-39	40-43	44-47	48-51	52-56
Hip (inch)	33-34	35-36	37-38	39-41	42-45	46-49	48-49	50-53	54-57	58-61	62-66
Bust (cm)	78-82	83-87	88-92	93-100	101-110	111-119	117-120	121-130	131-140	141-150	151-163
Waist (cm)	58-62	63-67	68-72	73-80	81-89	90-99	97-100	101-110	111-120	121-130	131-142
Hip (cm)	84-87	88-92	93-98	99-105	106-115	116-124	122-125	126-135	136-145	146-155	156-168

*1X in WI23 & Renew only. Inseam: Regular-28 1/2"-31"(72-79cm), Petite-26 1/2"-28 1/2"(67-72cm), Tall-30 1/2"-33"(76-84cm)





Unisex Size Chart	XXS	XS	S	M	L	XL	2XL	3XL	4XL	5XL
Chest (inch)	31-32	33-35	36-38	39-41	42-44	45-48	49-52	53-56	57-60	61-64
Waist (inch)	22-23	24-26	27-29	30-32	33-35	36-39	40-43	44-47	48-51	52-55
Hip (inch)	31-32	33-35	36-38	39-41	42-44	45-48	49-52	53-56	57-60	61-64
Chest (cm)	79-83	84-89	90-97	98-105	106-113	114-123	124-133	134-143	144-153	154-163
Waist (cm)	56-60	61-67	68-74	75-82	83-90	91-100	101-110	111-120	121-130	131-140
Hip (cm)	79-83	84-89	90-97	98-105	106-113	114-123	124-133	134-143	144-153	154-163


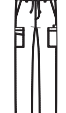
Inseam: Regular-28 1/2"-31"(72-79cm), Short-26 1/2"-28 1/2"(67-72cm), Tall-30 1/2"-33"(76-84cm)

Men's Size Chart	XS	S	M	L	XL	2XL	3XL	4XL	5XL
Chest (inch)	33-35	36-38	39-41	42-44	45-48	49-52	53-56	57-60	61-64
Waist (inch)	24-26	27-29	30-32	33-35	36-39	40-43	44-47	48-51	52-55
Hip (inch)	33-35	36-38	39-41	42-44	45-48	49-52	53-56	57-60	61-64
Chest (cm)	84-89	90-97	98-105	106-113	114-123	124-133	134-143	144-153	154-163
Waist (cm)	61-67	68-74	75-82	83-90	91-100	101-110	111-120	121-130	131-140
Hip (cm)	84-89	90-97	98-105	106-113	114-123	124-133	134-143	144-153	154-163

Inseam: Regular-28 1/2"-31"(72-79cm), Short-26 1/2"-28 1/2"(67-72cm), Tall-31 1/2"-34"(80-86cm)







FORCE ESSENTIALS 50% Recycled Polyester / 50% Polyester			
Women's			
C12113	C12413	C51113	C51213
			
V-Neck	Notch Neck Tunic with Knit Panels	Jogger	Straight Leg
5 Pockets	3 Pockets	7 Pockets	9 Pockets
Modern			
XS-XL 2XL-5XL	XS-XL 2XL-5XL	R: XS-XL, 2XL-5XL P: XS-XL, 2XL-3XL T: XS-XL, 2XL-3XL	R: XS-XL, 2XL-5XL P: XS-XL, 2XL-3XL T: XS-XL, 2XL-3XL
Rugged Flex	Rugged Flex	Rugged Flex	Rugged Flex
Black BLAC			
Navy NAVY			
Pewter PEWT			
Royal ROYA			
Caribbean Blue CARI			
Wine WINE			

FORCE ESSENTIALS 50% Recycled Polyester / 50% Polyester	
Men's	
C16113	C56113
	
V-Neck	Straight Leg Cargo
4 Pockets	9 Pockets
Modern	
XS-XL 2XL-5XL	R: XS-XL, 2XL-5XL S: XS-XL, 2XL-3XL T: S-XL, 2XL-3XL
Rugged Flex	Rugged Flex
Black BLAC	
Navy NAVY	
Pewter PEWT	
Royal ROYA	
Caribbean Blue CARI	
Wine WINE	





PERFORMANCE LAYERS

100% Polyester Bonded Fleece

Women's		Men's	
C81023	C83023	C80023	C82023
			
Bonded Fleece Jacket	Bonded Fleece Vest	Bonded Fleece Jacket	Bonded Fleece Vest
3 Pockets	6 Pockets	3 Pockets	6 Pockets
XS-XL 2XL-3XL	XS-XL 2XL-3XL	S-XL 2XL-3XL	S-XL 2XL-3XL
Water Repellency	Water Repellency	Water Repellency	Water Repellency
Black BLK			
Navy NVY			
Pewter PEW	N/A		
Olive OLIV			

LAB COATS

100% Polyester Twill

Women's		Men's	
C72005	C74005	C71005	C73005
			
Consultation Lab	Long Lab	Consultation Lab	Long Lab
6 Pockets	6 Pockets	9 Pockets	9 Pockets
Modern			
XS-XL 2XL-3XL	XS-XL 2XL-3XL	S-XL 2XL-3XL	S-XL 2XL-3XL
White WHIT			

CARHARTT FIT GUIDE



We have updated our sizing charts to more accurately reflect the body standards we build our product to fit, removing ambiguous ranges. The body standards we build product for have not changed, nor has the product. The information update will help to better navigate the Carhartt sizing systems and products. The additional body measurements given will set expectations for all consumers on how the bodies we designed the product for might vary from their own, including those wanting or needing to purchase across gender.

WOMEN'S BODY MEASUREMENTS

Our Women's Alpha-sized, Regular Length products are built for a body that measures:

	XS	S	M	L	XL	2XL	3XL	4XL	5XL									
Numeric equivalent	0	2	4	6	8	10	12	14	16	18	20	22	24	26	28	30	32	34
Bust	32	33	34	36	37	39	40	43	44	47	48	51	52	55	56	59	60	64
Natural Waist	24	25	26	28	29	31	32	35	36	39	40	43	44	47	48	51	52	56
Low Hip	34	35	36	38	39	41	42	45	46	49	50	53	54	57	58	61	62	66

*Measurements in inches

MEN'S BODY MEASUREMENTS

Our Men's Alpha-sized, Regular Length products are built for a body that measures:

	XS	S	M	L	XL	2XL	3XL	4XL	5XL									
Numeric equivalent	32	33	34	36	38	40	42	44	46	48	50	52	54	56	58	60	62	64
Chest	32	33	34	36	38	40	42	44	46	48	50	52	54	56	58	60	62	64
Natural Waist	26	27	28	30	32	34	36	38	40	42	44	46	48	50	52	54	56	58
Low Hip	32	33	34	36	38	40	42	44	46	48	50	52	54	56	58	60	62	64

*Measurements in inches

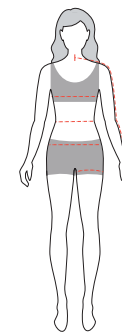
UNISEX BODY MEASUREMENTS

Our Unisex Alpha-sized, Regular Length products are built for a body that measures:

	XS	S	M	L	XL	2XL	3XL	4XL	5XL									
Numeric equivalent	33	35	36	38	39	41	42	44	45	48	49	52	53	56	57	60	61	64
Chest	33	35	36	38	39	41	42	44	45	48	49	52	53	56	57	60	61	64
Natural Waist	24	26	27	29	30	32	33	35	36	39	40	43	44	47	48	51	52	55
Low Hip	33	35	36	38	39	41	42	44	45	48	49	52	53	56	57	60	61	64

*Measurements in inches

HOW TO MEASURE



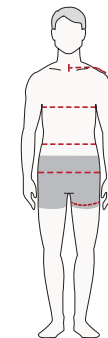
Bust: Measure the fullest part of your bust, keeping the measuring tape parallel to the floor.

Natural Waist: Bend side to side and find the natural bend in your body; this is your natural waist. **Note:** It may not be the smallest point.

Hips: Measure the fullest part of your hips, approximately 8" below the natural waist.

For best results, measure over your undergarments.

HOW TO MEASURE



Chest: Measure just under arms and across shoulder blades holding the tape firm and level. If your chest falls between sizes, order the next size up.

Natural Waist: Bend side to side and find the natural bend in your body; this is your natural waist. **Note:** It may not be the smallest point.

Hip/Seat: Measure the fullest point between your natural waist and crotch.

For best results, measure over your undergarments.